


The Mode Dial

The camera offers a choice of the following shooting modes and **GUIDE** mode:



P, S, A, and M Modes (□ 52)

Select these modes for full control over camera settings.

- **P**—Programmed auto
- **S**—Shutter-priority auto
- **A**—Aperture-priority auto
- **M**—Manual

GUIDE Mode (□ 27)

Take and view pictures and adjust settings with the help of an on-screen guide.

Auto Modes

Select these modes for simple, point-and-shoot photography.

- **Auto** (□ 17)
- **Auto (flash off)** (□ 17)

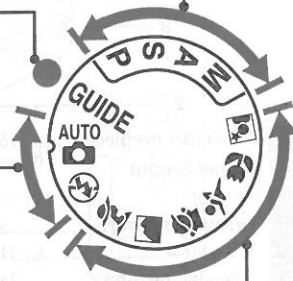
Scene Modes

The camera automatically optimizes settings to suit the scene selected with the mode dial. Match your selection to the scene being photographed.

- **Portrait** (□ 22)
- **Landscape** (□ 22)
- **Child** (□ 23)
- **Sports** (□ 23)
- **Close up** (□ 23)
- **Night portrait** (□ 23)

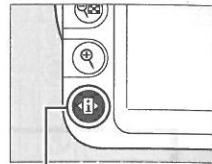
Scene Auto Selector (Live View)

Selecting live view in **Auto** or **Auto (flash off)** mode enables automatic scene selection (“scene auto selector”; □ 33) when autofocus is used.

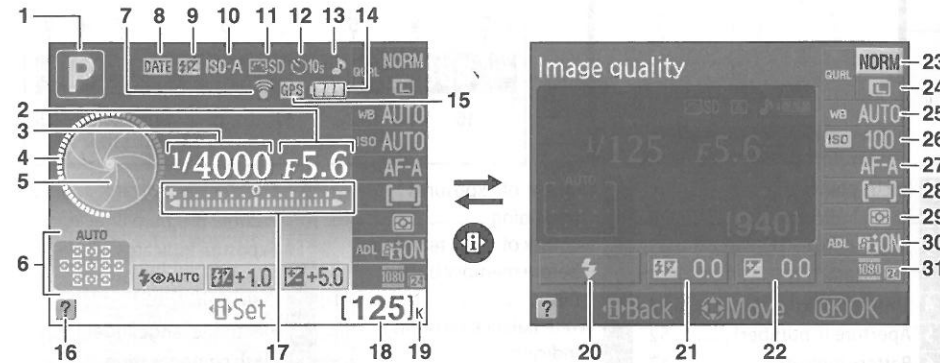


The Information Display

Camera settings can be viewed and adjusted in the information display. Press the **Info** button once to view settings, and again to make changes to settings. Highlight items using the multi-selector and press **OK** to view options for the highlighted item.



Info button



1 Shooting mode AUTO auto/ Auto (flash off) 18 Scene modes 22 Guide mode 27 P, S, A, and M modes 52	10 Auto ISO sensitivity indicator	20 Flash mode 4
2 Aperture (f-number) 52	11 Picture Control	21 Flash compensation
3 Shutter speed 52	12 Release mode 41	22 Exposure compensation
4 Shutter-speed display	13 “Beep” indicator	23 Image quality 4
5 Aperture display	14 Battery indicator 17	24 Image size 4
6 Auto-area AF indicator 45 3D-tracking indicator 45 Focus point	15 GPS connection indicator	25 White balance
7 Eye-Fi connection indicator	16 Help icon	26 ISO sensitivity 5
8 Date imprint indicator	17 Exposure indicator	27 Focus mode 32, 4
9 Manual flash indicator Flash compensation indicator for optional flash units	Exposure compensation indicator	28 AF-area mode 32, 4
	18 Number of exposures remaining 18	29 Metering
	19 “K” (appears when memory remains for over 1000 exposures) 18	30 Active D-Lighting
		31 Movie frame size 3